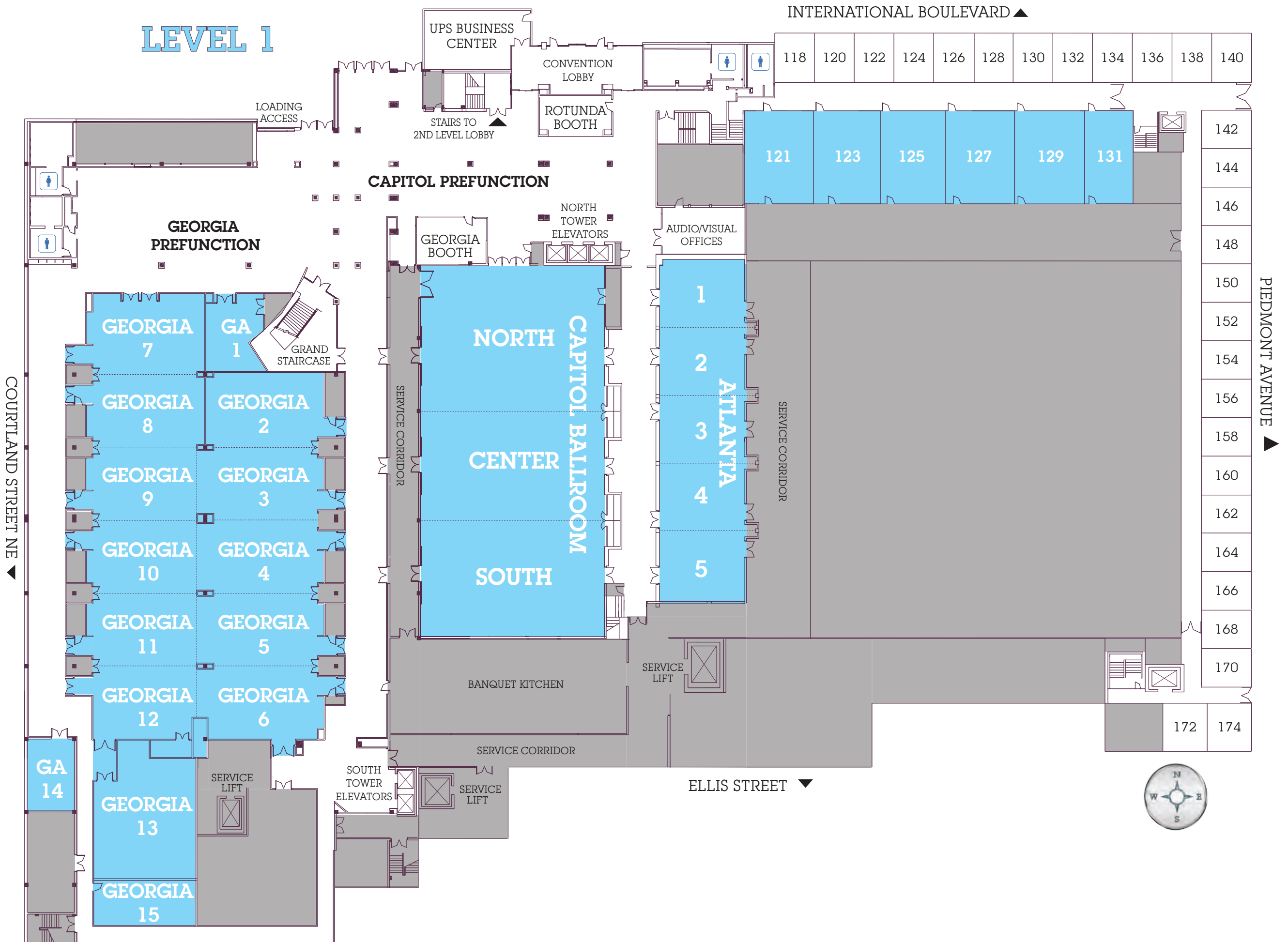


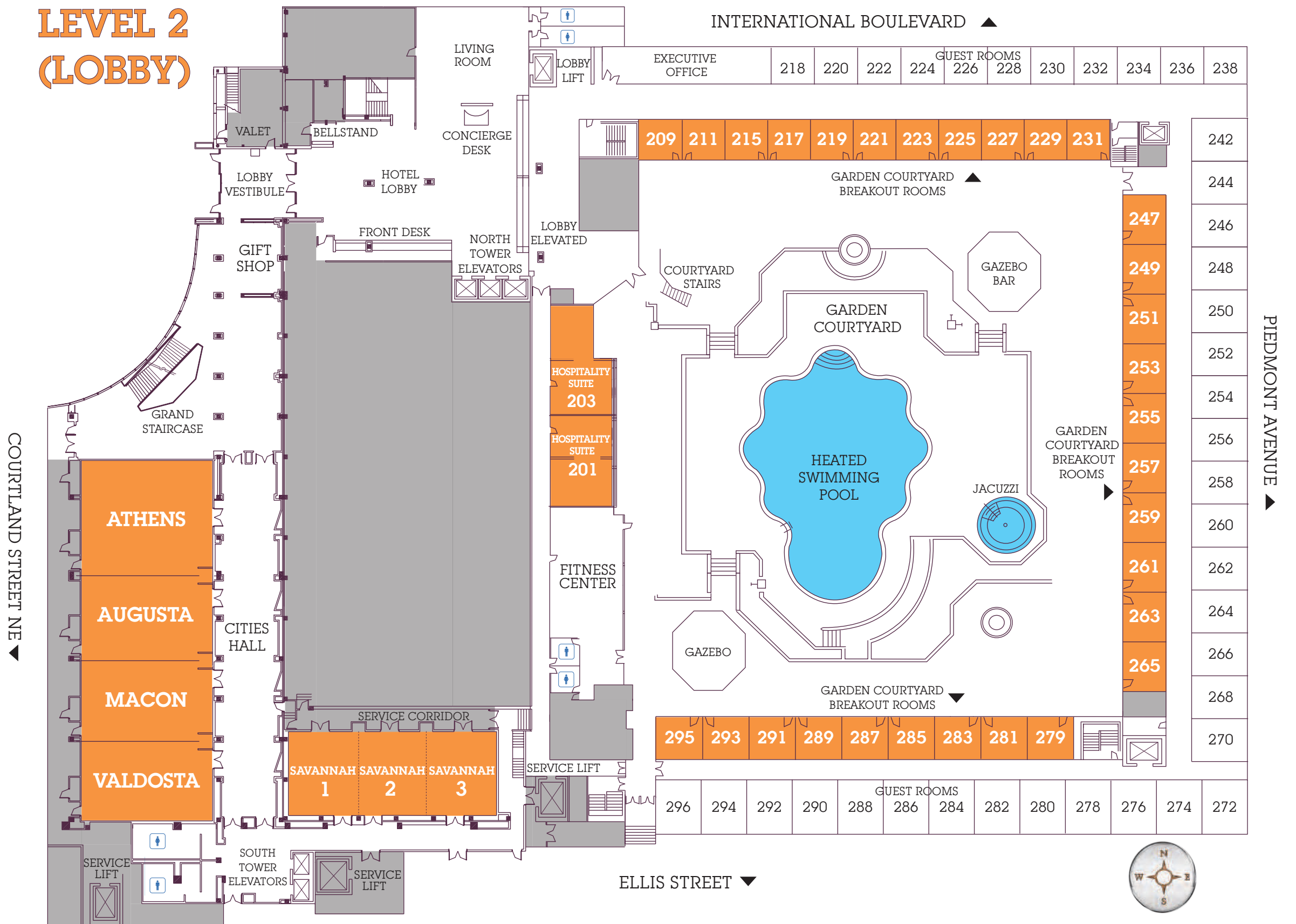
LEVEL 1



ROOM DIMENSIONS AND SEATING CAPACITY

ROOM	DIM.	SQ. FT.	CEILING HT.	BANQUET	CLASSROOM	THEATER	RECEPTION	HOLLOW SQUARE
ATLANTA ROOMS								
1- 5	130' x 32'	4,160	12'	280	250	330	440	40
ATLANTA 1	26' x 32'	832	12'	60	50	70	60	30
ATLANTA 2	26' x 32'	832	12'	60	50	70	60	30
ATLANTA 3	26' x 32'	832	12'	60	50	70	60	30
ATLANTA 4	26' x 32'	832	12'	60	50	70	60	30
ATLANTA 5	26' x 32'	832	12'	60	50	70	60	30
CAPITOL								
BALLROOM	137' x 70'	9,733	18'	700	560	1,200	1,500	
CAPITOL NORTH	57' x 70'	3,710	18'	300	220	425	400	
CAPITOL CENTER	42' x 70'	2,940	18'	200	170	300	300	
CAPITOL SOUTH	42' x 70'	2,940	18'	200	170	400	300	
GEORGIA HALL								
GEORGIA 1	30' x 21'	630	8' 8"					10
GEORGIA 2	25' x 45'	1,125	10'	70	64	80	120	36
GEORGIA 3	27' x 45'	1,215	10'	80	70	90	120	40
GEORGIA 4	27' x 45'	1,215	10'	80	70	90	120	40
GEORGIA 5	27' x 45'	1,215	10'	80	70	90	120	40
GEORGIA 6	27' x 45'	1,215	10'	80	70	90	120	40
GEORGIA 7	27' x 39'	1,053	8' 8"	70	64	80	120	36
GEORGIA 8	27' x 39'	1,053	10'	70	64	80	120	36
GEORGIA 9	27' x 39'	1,053	10'	70	64	80	120	36
GEORGIA 10	27' x 39'	1,053	10'	70	64	80	120	36
GEORGIA 11	27' x 39'	1,053	10'	70	64	80	120	36
GEORGIA 12	27' x 39'	1,053	10'	70	64	80	120	36
GEORGIA 13	39' x 35'	1,365	10'	90	70	180	140	32
GEORGIA 14	26' x 17'	442	10'	30	16	30		
GEORGIA 15 (office)			10'					
GEORGIA PREFUNCTION		6,788						
CAPITOL PREFUNCTION		4,486						

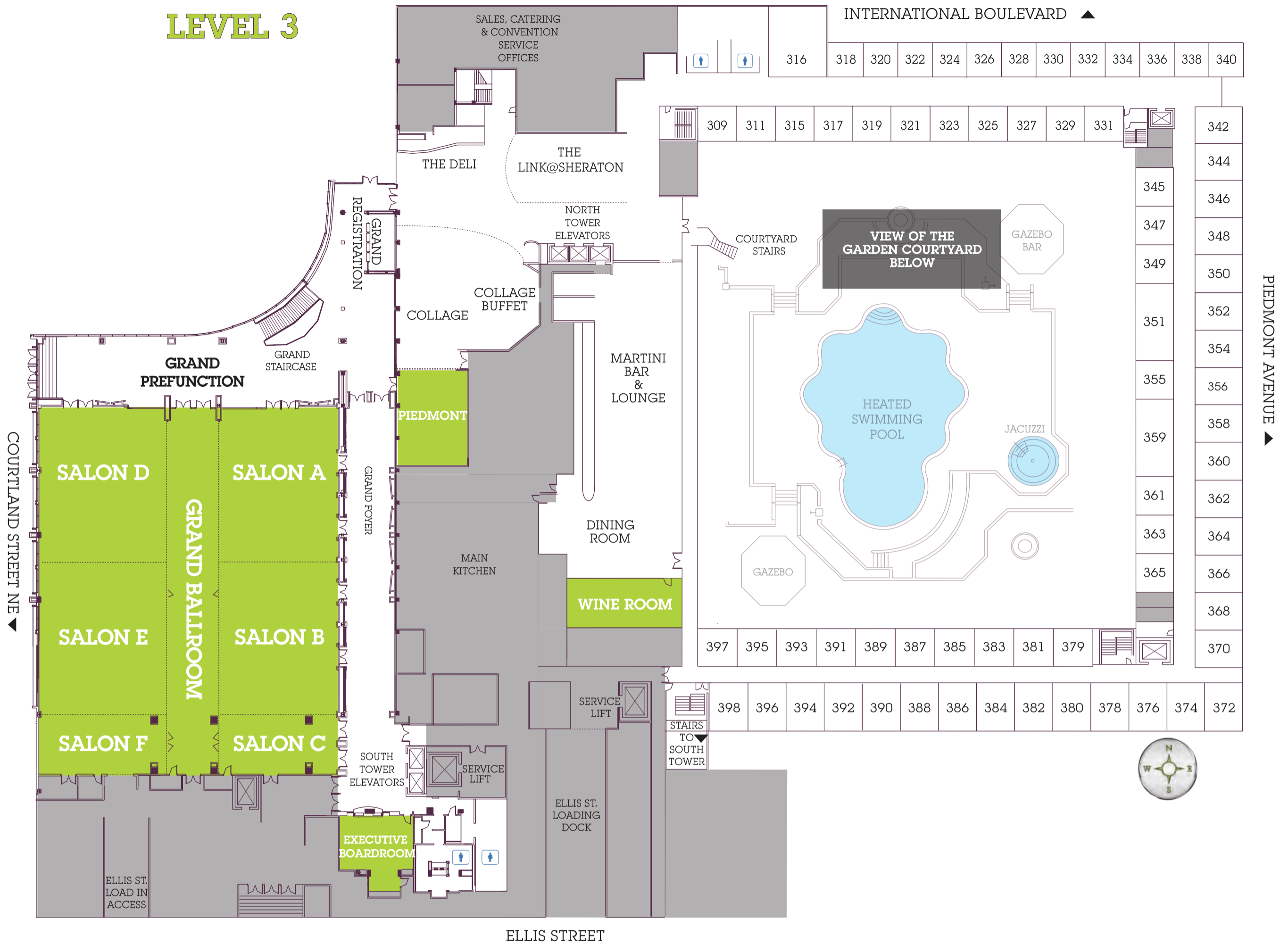
LEVEL 2 (LOBBY)



ROOM DIMENSIONS AND SEATING CAPACITY

ROOM	DIM.	SQ. FT.	CEILING HT.	BANQUET	CLASSROOM	THEATER	RECEPTION	HOLLOW SQUARE
ATHENS	44'x39'	1,716	10'	120	90	240	150	40
AUGUSTA	44'x28'	1,232	10'	80	50	170	120	30
MACON	44'x27'	1,188	10'	80	50	170	120	30
VALDOSTA	44'x27'	1,188	10'	80	50	170	120	30
SAVANNAH ROOMS 1-3	72'x28'	2,016	9'x6"	150	110	225	225	
SAVANNAH 1	72'x28'	672	9'x6"	50	30	50	50	20
SAVANNAH 2	72'x28'	672	9'x6"	50	30	50	50	20
SAVANNAH 3	72'x28'	672	9'x6"	50	30	50	50	20
HOSPITALITY SUITE 201	26'x31'	806	8'		12	30	60	16 (Conference)
HOSPITALITY SUITE 203	28'x23'	644	8'		12	30	60	16 (Conference)
GARDEN COURTYARD BREAKOUTS	27'x12'	325	8'		12	25	30	16 (Conference)
GARDEN COURTYARD	160'x105'	16,800	25'	600	50	175	1,000	

LEVEL 3



ROOM DIMENSIONS AND SEATING CAPACITY

ROOM	DIM.	SQ. FT.	CEILING HT.	BANQUET	CLASSROOM	THEATER	RECEPTION	HOLLOW SQUARE
GRAND BALLROOM	130'x116'	15,080	18'	1,200	850	2,000	1,800	
SALON A	54'x48'	2,592	18'	160	150	370	200	50
SALON B	55'x48'	2,640	18'	200	160	400	240	52
SALON C	48'x21'	1,008	10'	60	36	80	80	24
SALON D	54'x48'	2,592	18'	160	150	370	200	50
SALON E	55'x48'	2,640	18'	200	160	400	240	52
SALON F	46'x21'	966	10'	70	42	100	80	28
SALON A-B	109'x48'	5,232	18'	360	340	800	500	
SALON B-C	48'x76'	3,648		240	200	500	300	
SALON A-C	130'x48'	6,240		450	400	980	650	
SALON D-E	109'x48'	5,232	18'	360	340	800	500	
SALON E-F	48'x76'	3,648		240	198	500	300	
SALON E-F	130'x48'	6,240		450	400	980	650	
SALON D-F	130'x48'	6,240		450	400	980	650	
PIEDMONT	40'x26'	1,040	10'	60	54	140	90	28
EXECUTIVE BOARDROOM	29'x18'	522						